



Gardening by the Moon

December 2024






.....

Brr!! It's time to prepare your landscape for winter's freezing temperatures. Here are some steps you can take to ensure your plants thrive, rather than survive, this winter:

1. **Clean Up Fallen Leaves**: Rake and remove fallen leaves to prevent mold and pests (an excellent kid-friendly task).
2. **Remove Dead Plant Material**: Clear away any unsightly dead plants.
3. **Plant Winter Color**: It's not too late to plant winter flowers like pansies, violas, dianthus, and Dusty Miller. Be sure to water them in and water as needed if there is inadequate rainfall. These proactive steps will help their roots get established in the soil.
4. **Add Mulch**: Add mulch for a polished look and a layer of protection from the cold. Two inches is adequate. This simple step provides extra insulation for your plants, helping them thrive in winter.
5. **Prepare Outdoor Faucets**: Remove hoses and cover outdoor faucets with insulated protectors to prevent freezing (insulated covers can be found at home improvement stores and Amazon).
6. **Turn Off Irrigation**: Turn off your irrigation system to avoid overwatering. Monitor for freezing temperatures and water before a freeze event to protect your landscape, but NEVER water during a freeze event.
7. **Apply Neem Oil**: Use Neem Oil to protect against overwintering insects and diseases. Neem oil is suitable for all trees, shrubs, and ground cover.

Following these steps can help your landscape be prepared for the winter months!

Holiday Gifts for Plant Lovers:
House Plants Edition

<p>Poinsettia</p>	<ul style="list-style-type: none"> ❖ Festive & colorful ❖ Need a light-filled room during the day ❖ Not a long-term house plant (lasts 2-3 months indoors) <p>**toxic to animals if ingested</p>	
<p>Pothos (Devil's Ivy)</p>	<ul style="list-style-type: none"> ❖ Resilient & adaptable ❖ Variety of green colors ❖ Thrives in all types of light conditions <p>**toxic to animals if ingested</p>	
<p>Snake Plant</p>	<ul style="list-style-type: none"> ❖ Purifies the air ❖ Modern flair ❖ Practically indestructible <p>**toxic to animals if ingested</p>	
<p>ZZ Plant</p>	<ul style="list-style-type: none"> ❖ Low light & low maintenance ❖ Variety of types & colors—ZZ Black is Dr. Moon's all-time favorite ❖ Minimal watering <p>**toxic to animals if ingested</p>	
<p>Succulents</p>	<ul style="list-style-type: none"> ❖ Very little water is required ❖ Give them sun to help with color and keep them warm (think kitchen window sills) ❖ Fun varieties <p>**Most succulents are not toxic to animals, but look up the type to be certain</p>	

Holiday Tips

- ❖ Fresh Christmas trees should be watered daily with warm water
- ❖ Cold nights are here- remember to protect the 4 P's: people, pets, plants, & pipes
- ❖ Irrigation systems should be turned off during this time of year
- ❖ Remove suckers, broken branches, mistletoe, and dead wood from trees
- ❖ Monitor the forecast for extended periods of freezing temperatures
- ❖ Don't forget to check out our social media for more tips & tricks at [drmoonconsulting](#)

Merry Christmas

from Dr. Robert E. Moon + Associates



FOR UNTO YOU IS BORN THIS DAY
IN THE CITY OF DAVID A SAVIOR,
WHICH IS CHRIST THE LORD.

December 2024 Issue of *Gardening by the Moon*