



MASTERING FALL: ESSENTIAL TIPS & TRICKS FOR A LUSH LANDSCAPE



DR. R.E. MOON +
ASSOCIATES
est. 1982




INTRODUCTION

This seminar will explore essential **tips** and **tricks** for ensuring your lawn remains lush and healthy throughout fall. A well-maintained lawn enhances your home's beauty and sets the stage for a vibrant spring.

UNDERSTANDING SEASONAL CHANGES

As temperatures drop, it's vital to understand how **seasonal changes** affect your lawn. Grass enters a **dormant** phase, but proper care can help it thrive. Knowing when to adjust your **watering** and **mowing** habits is vital to maintaining a healthy lawn during this transition.



IRRIGATION MANAGEMENT

- September-- set to run one time per week
- October-- set to run one time every 7 to 10 days
- November--set to run one time every two weeks
- December & January-- turn the controller OFF
- February-- set to run one time every two weeks
- March, April, & May-- set to run one time every 7 to 10 days
- June-- set to run one to two times per week
- July-- set to run two times per week
- August-- set to run one to two times per week



AERATION BENEFITS

Consider **aerating** your lawn this fall. Aeration involves perforating the soil, allowing air, water, and nutrients to penetrate the roots. This process reduces soil compaction and promotes healthier grass growth, making it an essential step in your lawn care routine.



FERTILIZING YOUR LAWN

Applying the right **fertilizer** in the fall is crucial for a lush lawn. Choose a high-quality, **slow-release** fertilizer rich in nitrogen. This will promote root growth and prepare your lawn for the winter months. Timing your application is essential for maximum effectiveness.





**Follow label instructions

TURF & BED PRE-EMERGENT

Applying pre-emergent to your turf and beds in September will help control springtime weeds.

We recommend *Preen Lawn Weed Control*.





**Follow label instructions





ADDING COLOR TO YOUR LANDSCAPE

If you want to create a color scheme for this Fall to get you into a festive mood, a combination of marigolds and crotons all have great fall colors. There are many varieties of marigolds and crotons to choose from. You can plant these in beds and pots now. A few pumpkins and bales of hay can round out your fall look.





FLOWER FOCUS: CORONET DIANTHUS



- Cool season annual
- Low-maintenance
- Perfect for the fall and cool-season landscapes, gardens, and patio planters
- Variety of large, beautiful blooms in a range of colors
- It pairs well with pansies
- Requires only 8-10" of space in well-drained soil
- Safe in full sun
- Rabbit resistant



FLOWER FOCUS: COLORMAX MIX VIOLAS

- More significant than standard violas- more like "small pansies"
- Excellent cold weather and heat tolerance, unlike regular violas
- Full sun, partial sun, and partial shade
- Perfect for pots and baskets
- Mix combos for an abundance of color
- Maintain large bloom size






FLOWER FOCUS: SNAPTASTIC SNAPDRAGONS

- Pollinator-friendly
- Perfect for fall landscapes
- Flower best in a sunny spot
- Multicolored
- Sturdy
- Tall, upright flowers
- Grows happily in pots or beds
- Cut-and-come-again flowers
- Rabbit resistant

CONCLUSION: A LUSH LANDSCAPE AWAITS


By following these essential **tips** and **tricks** for the fall landscape, you can ensure a vibrant and healthy lawn. Remember, the key is to be proactive and attentive to your lawn's needs as the seasons change. Your efforts now will pay off in the spring!

THANK YOU!



DR. R.E. MOON +
ASSOCIATES
e s t . 1 9 8 2

Scan here for access
to our website and
social media
accounts!





**Products we recommend